

# LANDING SHOPPING CENTER

## Retail – Community

Landing (Roxbury Twp.) Morris County, NJ

www.SilbertRealEstate.com

### LOCATION

175 Lakeside Blvd  
Landing NJ 07850

### AVAILABLE

Units from 1,213 SF – \*34,900 SF  
(\*former Pathmark anchor)

### RENTAL RATE

Unit #3 (Anchor Space) \$8.50 PSF NNN  
Units #1 & #2: \$13.00 PSF NNN  
Units #4 - #16: \$10.00 PSF NNN

### DEMOGRAPHICS 2019 PROJECTION

#### 3 Mile Radius

Population	37,624
Median HH Income	\$93,500
Average HH Income	\$111,954
Median Age	41.8
Total Households	15,242
Daytime Population	25,561

#### 5 Mile Radius

Population	84,863
Median HH Income	\$99,430
Average HH Income	\$120,300
Median Age	40.9
Total Households	33,483
Daytime Population	54,703

#### 7 Mile Radius

Population	155,214
Median HH Income	\$100,003
Average HH Income	\$122,991
Median Age	40.5
Total Households	59,532
Daytime Population	98,083

### PROPERTY DESCRIPTION

63,786 SF shopping center strategically located in the main shopping district within the Lake Hopatcong area. Formerly anchored by Pathmark.

“Landing New Jersey serves as the shore area to scenic Lake Hopatcong with two Marinas and the State Park and is part of the municipality of Roxbury Township in western Morris County.”

*(Landing Community website)*

### PARKING

400 surface spaces; Ratio of 6.27/1,000 SF

### TRAFFIC COUNTS

ADT 23,421 Lakeside Blvd

### ZONING

#### **B3 - PLANNED SHOPPING CENTER DISTRICT**

- Business and professional offices;
- Banks and financial institutions;
- Restaurants, excluding drive-thru facilities.
- Taverns and bars;
- Child care centers as governed by C.40:55D-66.6 of the Municipal Land Use Law;
- Restaurants with drive-thru facilities;
- Theaters and cinemas

### COMMENTS

▪ Situated near several major highways, 5 miles Exit 28 of I-80, 4 miles from Route 206, 2 miles from Route 46; 3 miles Route 10

#### **ADDITIONAL INFORMATION OR INSPECTION CONTACT:**

David A. Greenman  
Sr. V.P. Retail Services Group  
908.604.6900 x 106 ♦  
dgreenman@silbertrealestate.com

152 Liberty Corner Road, Suite 203, Warren, NJ 07059  
908-604-6900 • 908-604-2030 fax

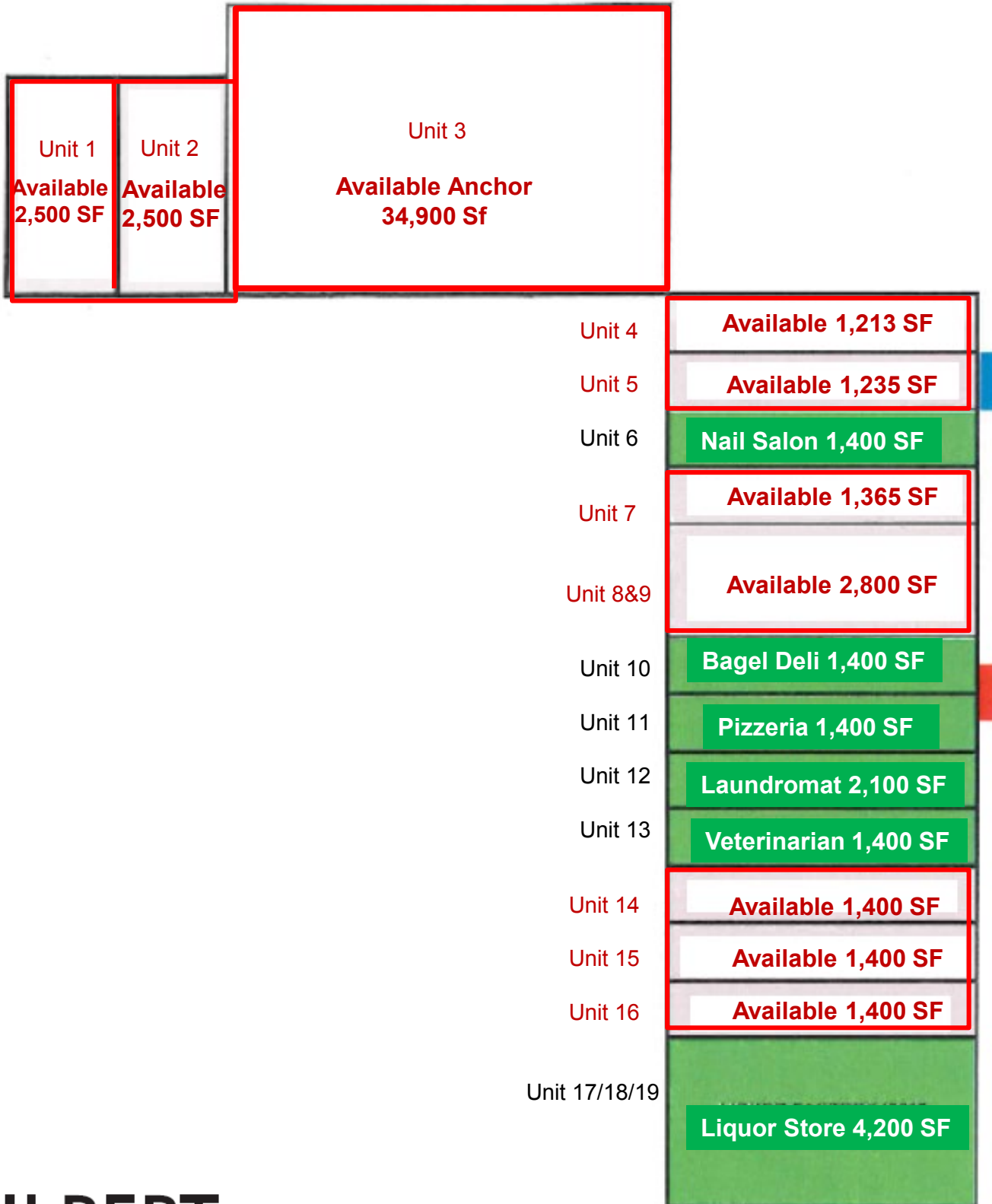
Website: [www.silbertrealestate.com](http://www.silbertrealestate.com) • Email: [info@silbertrealestate.com](mailto:info@silbertrealestate.com)

Although all information furnished regarding property for sale, rental or financing is from sources deemed reliable such information has not been verified, and no express representation is made nor is any to be implied as to the accuracy thereof, and it is submitted subject to errors, omissions, changes of price, rental or other conditions, prior sale, lease or financing, or withdrawal without notice.

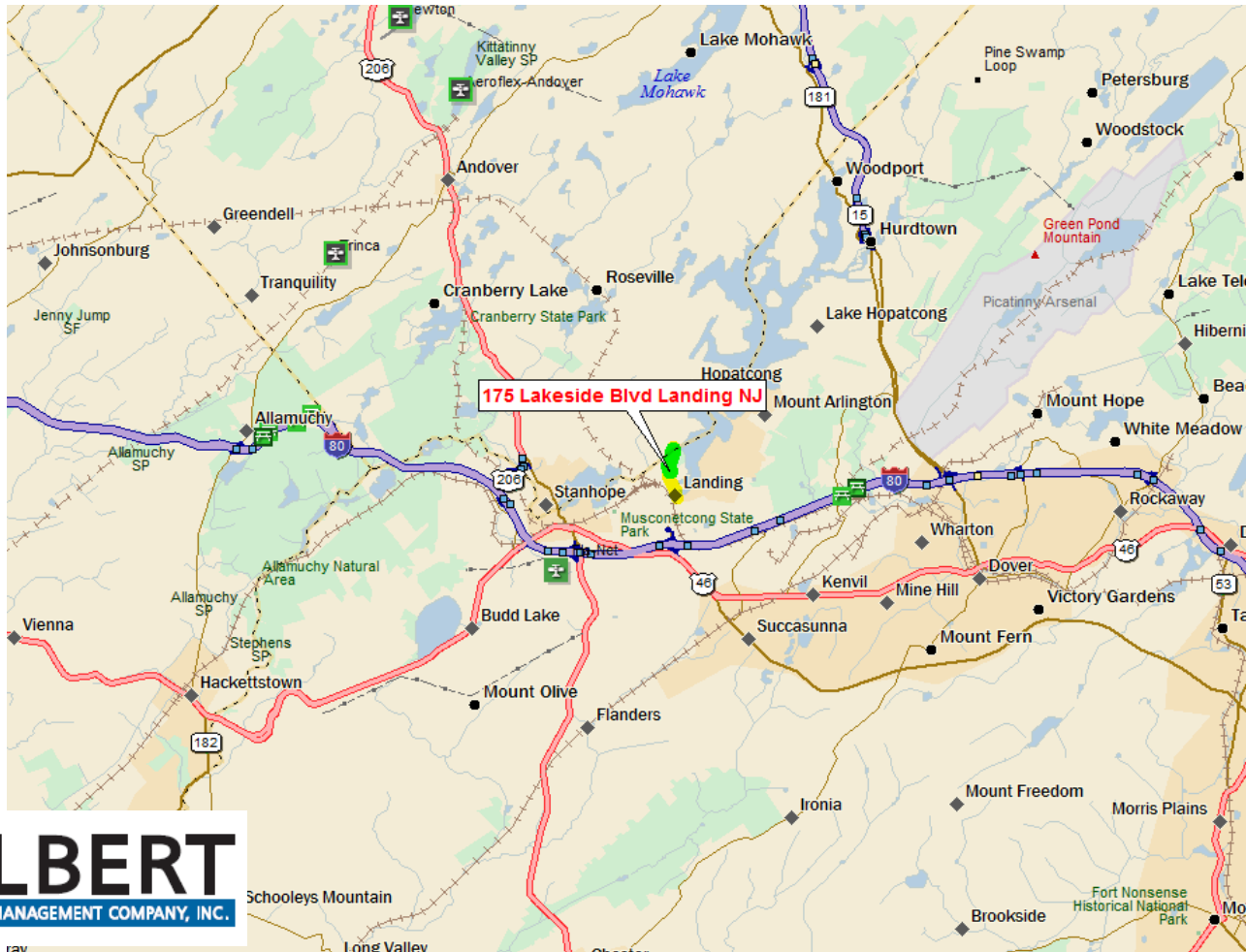
# SILBERT

REALTY & MANAGEMENT COMPANY, INC.

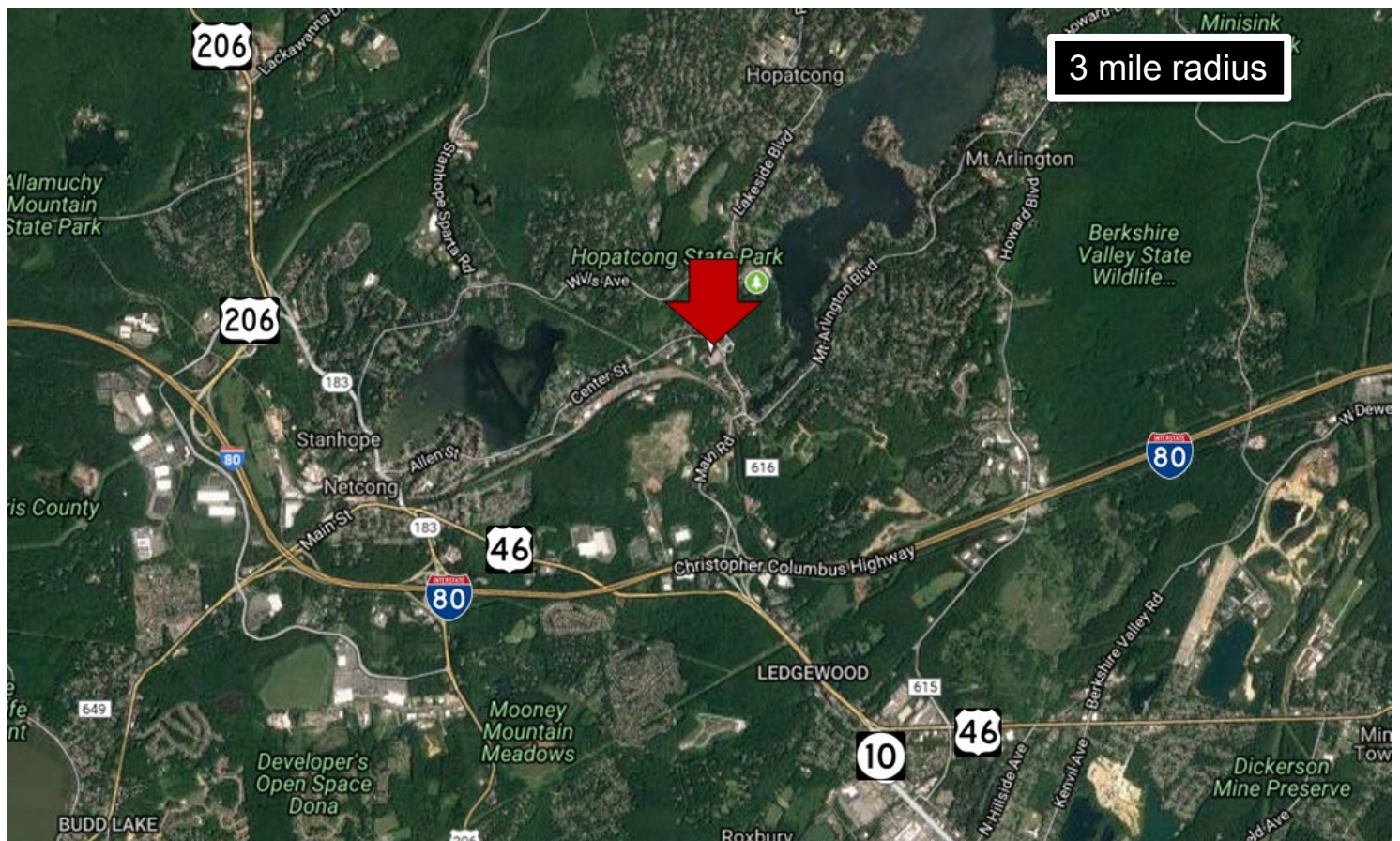
# LANDING SHOPPING CENTER – LEASING PLAN



# LANDING SHOPPING CENTER – STREET MAP



# LANDING SHOPPING CENTER – AERIALS



# LANDING SHOPPING CENTER – PHOTOS

